

AQUA3

Multifunction pump for fountains and ponds up to 15 m³

Models:
800 - 1500 - 2500 - 4000 - 6000



AQUA3 is a line of multifunction pumps that satisfies the 3 main exigences of ponds: filtration, water plays and creation of waterfalls and streams. AQUA3 is a new generation of pond pumps, composed of a pump contained in a housing which allows a continuous working without having carry out frequent cleaning.

DOUBLE FLOW REGULATOR (T-VALVE) FOR WATER PLAYS AND RECIRCULATION

To create a small stream or a waterfall, it is sufficient to connect a flexible pipe (diameter 22 mm) to the side mouthpiece of the valve. You can regulate the flow turning the knob 1 towards the + or - signs marked on it. This will divert part of the water towards the side outlet of the valve; the flow may be further controlled by turning knob 2.



Performances without air mix application - Leistung ohne Air Mix Anwendung

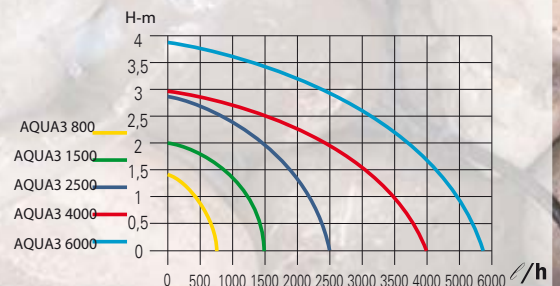
: Acqua 3_800	: Acqua 3_1500	: Acqua 3_2500	: Acqua 3_4000	: Acqua 3_6000
Volt 120 ~	Volt 120 ~	Volt 120 ~	Volt 120 ~	Volt 120 ~
Hz 60	Hz 60	Hz 60	Hz 60	Hz 60
Watt 11,5	Watt 30	Watt 33	Watt 44	Watt 141
A 0,19	A 0,55	A 0,55	A 0,75	A 2,97
Feet 4,7	Feet 6,5	Feet 9,5	Feet 10	Feet 12
gph 198	gph 383	gph 660	gph 1018	gph 1500

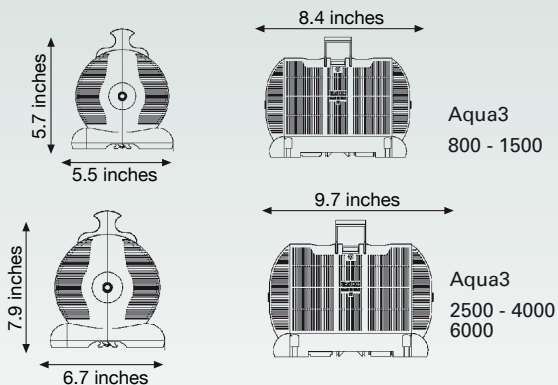


AIR MIX SYSTEM
Good oxygenation of the water is essential for a healthy pond! All AQUA3* pumps are equipped with the AIR MIX system which allows large quantities of air to be mixed with the water, considerably increasing the concentration of Oxygen (O₂). (except model 800).

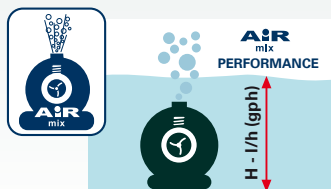


PATENTED NRG SYSTEM SICCE
The NRG system is a revolution in the sector of permanent magnet synchronous motors and allows to obtain a great power, reduced consumption, great reliability and very low noise levels.





AQUA3	APPLICATION	MAX POND SIZE	PLUS
800			
1500			
2500			
4000			
6000			



AIR FLOW (air volume suction capacity)

Aqua3	800	1500	2500	4000	6000
3.28 Feet			21 gph	26.4 gph	39.6 gph
1.97 Feet	7.92 gph	31.6 gph	36.9 gph	52.8 gph	
1.3 Feet	10.5gph	36.9 gph	50.1 gph	63.3 gph	


Water plays

Aqua3 (Max Height)	800	1500	2500	4000	6000				
Fountains	3.08 Feet	4.2 Feet	4.9 Feet	5.6 Feet	6.5 Feet				
Falls & streams	2000 L - 528gph	4000 L 1060gph	6000 L 1590gph	10000 L 2640gph	15000 L 3960gph				
Waterfalls	◀10cm▶ 40 cm	◀10cm▶ 160 cm	◀15cm▶ 100 cm	◀15cm▶ 230 cm	◀25cm▶ 100 cm	◀15cm▶ 250 cm	◀35cm▶ 100 cm	◀20cm▶ 300 cm	◀40cm▶ 150 cm

JET-TYPE 1



JET-TYPE 2



Aqua3	800		1500		2500		4000		6000	
Water Plays	ø max cm	H max cm	ø max cm	H max cm	ø max cm	H max cm	ø max cm	H max cm	ø max cm	H max cm
WATERBELL (Jet-Kit 1)	30	20								
WATERLILY (Jet-Kit 1)	15	30								
SINGLE DAISY (Jet-Kit 1)	70	94								
DOUBLE DAISY (Jet-Kit 1)	60	90								
LARGE WATERBELL			45	35	70	40	70	40	90	40
LARGE WATERLILY			35	55	50	60	60	65	75	80
DAISY SMALL 3 STAGES			80	130						
DAISY MAXI 2 STAGES			50	95	80	140	100	160	120	200
DAISY SUPER 3 STAGES					100	150	110	170	140	200
PETUNIA			50	30	80	40	80	40	90	40
IRIS			50	70	100	100	130	130	140	160
FOAM JET			20	50	20	70	20	80	20	100

Accessories - Spare parts

	800	1500	2500	4000	6000
Spare Parts					
ROTOR	90209 (230-240V) SGR0002 (120V)	90210 (230-240V) 90210 (120V)	90211 (230-240V) 90210 (120V)	90211 (230-240V) 90210 (120V)	SGR0014 (230-240V) SGR0015 (120V)
CERAMIC SHAFT		90213	90213	90213	SGR0013
WATER PLAYS KIT (Waterbell + Daisy)	90641	90216	90216	90216	SKT0028
O-Rings		90214	90214	90214	SKT0029
Accessories					
LARGE WATERBELL + PETUNIA		90435/A	90435/A	90435/A	90435/A
DAISY SUPER + IRIS		90437/A	90437/A	90437/A	90437/A
FOAM JET		90065/A	90065/A	90065/A	90065/A
LARGE WATERLILY		90062/A	90062/A	90062/A	90062/A



Spare parts packaging



WE RESERVE THE RIGHT TO MODIFY THE TECHNICAL DATA WITHOUT WARNING.